


NEW ERA SLG

系列三相无刷同步发电机
SERIES THREE-PHASE BRUSHLESS
SYNCHRONOUS ALTERNATOR



SLG164 TECHNICAL DATA SHEET

50Hz CLASS "H"

RATINGS	绕组形式 311 / 功率因数0.8 Winding 311 / 0.8 Power Factor												绕组形式05 Winding 05					
	持续/125k/40°C Cont./125K/40°C						持续/125k/40°C Cont./125K/40°C						持续/125k/40°C Cont./125K/40°C					
定额/温升/环境温度 Duty / Temp Rise / Ambient T°	三相 3 PHASE						单相 1 PHASE						单相 1 PHASE					
相数 PHASE	三相 3 PHASE						单相 1 PHASE						单相 1 PHASE					
星形串联 SERIES STAR	380	400	415	440														Power Factor
星形并联 PARALLEL STAR	190	200	208	220											0.8	1		
三角形串联 SERIES DELTA	220	230	240	254														
双三角形并联 DOUBLE DELTA									220	230	240				220,230,240			
	KVA	KW	KVA	KW	KVA	KW	KVA	KW	KVA	KW	KVA	KW	KVA	KW	KVA	KW	KVA	KW
SLG164A	8.1	6.5	8.1	6.5	8.1	6.5	6.2	5	4.7	3.8	4.7	3.8	4.7	3.8	5.4	4.3	6.8	6.8
SLG164B	11	8.8	11	8.8	11	8.8	8.4	6.7	6.4	5.1	6.4	5.1	6.4	5.1	7.4	5.9	8.4	8.4
SLG164C	13.5	10.8	13.5	10.8	13.5	10.8	11	8.8	7.8	6.2	7.8	6.2	7.8	6.2	9.0	7.2	11.0	11.0
SLG164D	16	12.8	16	12.8	16	12.8	13.5	10.8	9.3	7.4	9.3	7.4	9.3	7.4	10.8	8.6	13	13

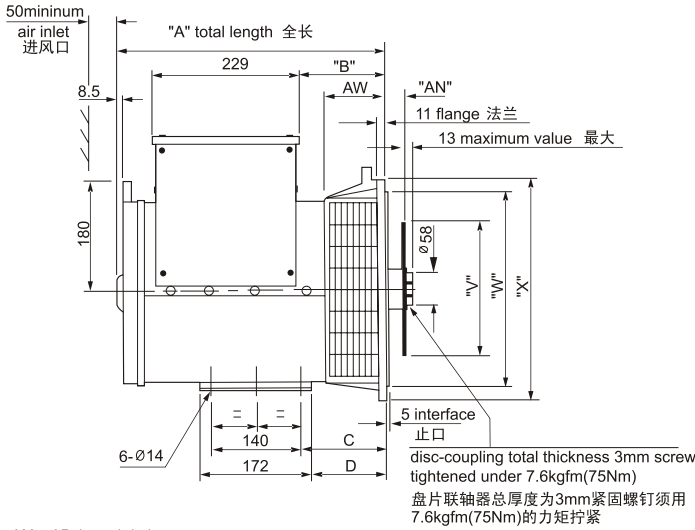
60Hz CLASS "H"

RATINGS	绕组形式 311 / 功率因数0.8 Winding 311 / 0.8 Power Factor												绕组形式05 Winding 05					
	持续/125k/40°C Cont./125K/40°C						持续/125k/40°C Cont./125K/40°C						持续/125k/40°C Cont./125K/40°C					
定额/温升/环境温度 Duty / Temp Rise / Ambient T°	三相 3 PHASE						单相 1 PHASE						单相 1 PHASE					
相数 PHASE	三相 3 PHASE						单相 1 PHASE						单相 1 PHASE					
星形串联 SERIES STAR	416	440	460	480														Power Factor
星形并联 PARALLEL STAR	208	220	230	240											0.8	1		
三角形串联 SERIES DELTA	240	254	266	277														
双三角形并联 DOUBLE DELTA									220	230	240				220,230,240			
	KVA	KW	KVA	KW	KVA	KW	KVA	KW	KVA	KW	KVA	KW	KVA	KW	KVA	KW	KVA	KW
SLG164A	9.6	7.7	10.2	8.2	10.2	8.2	10.2	8.2	5.1	4.1	5.4	4.3	5.6	4.5	6.4	5.1	8.2	8.2
SLG164B	13	10.4	13.8	11	13.8	11	13.8	11	6.9	5.5	7.2	5.8	7.5	6	8.8	7.0	11.0	11.0
SLG164C	16	12.8	16.9	13.5	16.9	13.5	16.9	13.5	8.5	6.8	8.9	7.1	9.3	7.4	10.8	8.6	13.5	13.5
SLG164D	18.9	15.1	20	16	20	16	20	16	10	8	10.5	8.4	11	8.8	13.5	10.8	16.5	16.5

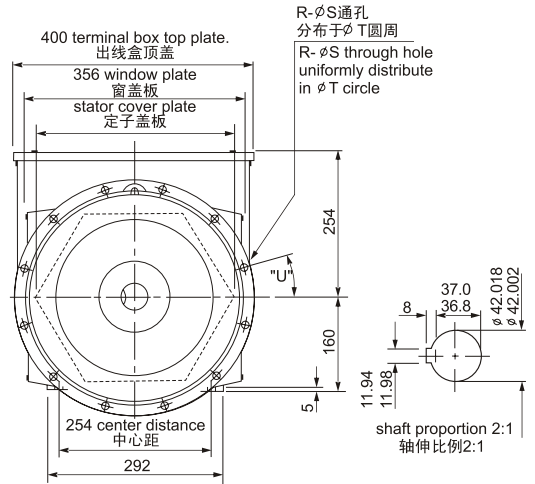
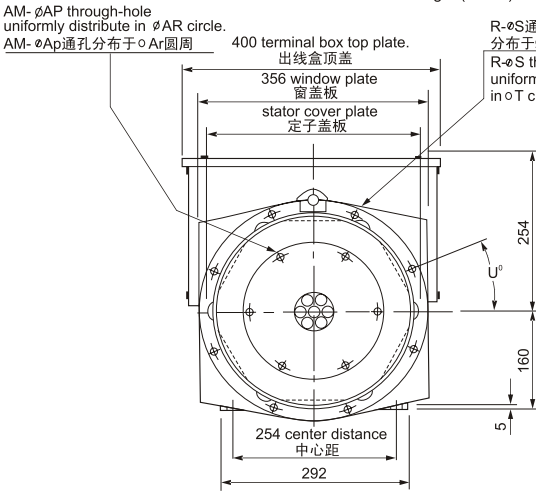
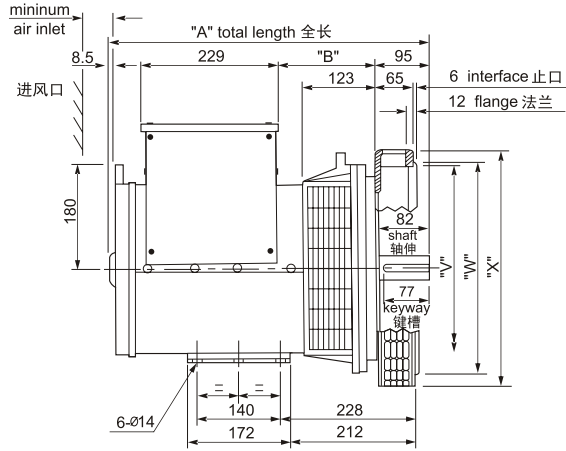
SLG164 外形图 External dimension



单轴承 SINGLE BEARING



双轴承 DOUBLE BEARING



DIMENSION 尺寸(mm)

型号 Model	A			B			N.W (kg)	G.W (kg)	LXWXH (mm)
	SAE3/5	SAE4	SAE6	SAE3/5	SAE4	SAE6			
SLG164A	403.5	391.5	435.2	119.5	107	151.2	85	95	515X485X620
SLG164B	403.5	391.5	435.2	119.5	107	151.2	90	102	515X485X620
SLG164C	403.5	391.5	435.2	119.5	107	151.2	96	110	515X485X620
SLG164D	403.5	391.5	435.2	119.5	107	151.2	99	116	515X485X620

DIMENSION 尺寸(mm)

型号 Model	A	B	N.W(kg)	G.W(kg)	LXWXH(mm)
SLG164B	511.5	137	98	108	565X485X620
SLG164C	511.5	137	106	116	565X485X620
SLG164D	511.5	137	112	122	565X485X620

FLANGE 法兰式过渡接套 (mm)

S.A.E.NO.	AW	R	S	T	U°	W	X	C	D
3	105	8	11	428.6	15	409.5	451	145	129
4	93	8	11	381.0	15	361.9	402	133	117
5	105	8	11	333.3	22.5	314.3	356	145	129
6*	136.7	8	11	285.8	22.5	266.7	308	176.7	160.7

FLANGE 法兰式过渡接套 (mm)

S.A.E.NO.	R	S	T	U°	V	W	X
3	12	11	428.6	15	396	409.5	451
4	12	11	381.0	15	352	361.9	403
5	8	11	333.3	22.5	301	314.3	356

DISC COUPLING 盘片式联轴器 (mm)

S.A.E.NO.	AN	AM	AP	AR	V
6.5	30.16	6	8.7	200.0	215.8
7.5	30.16	8	8.7	222.2	241.2
8	61.9	6	11	244.5	263.4
10	53.98	8	11	295.3	314.2

SINGLE BEARING SAE NO SELECTOR 单轴承驱动片和过渡法兰配套表

	SAE 6.5	SAE 7.5	SAE 8	SAE 10	SAE 11.5
SAE 3	•	•		•	•
SAE 4		•	•	•	
SAE 5	•	•			
SAE 6	•				

注:*SAE6需在SAE5的盖另加一厚31.7mm的过渡板,故"A"尺寸也相应增加31.7mm

*SAE3的8个孔分布于12等分圆周上。

Note:* "A" dimension should extend 31.77mm corresponding to an additional spacer plate added on SAE6.

* 8 holes of SAE3 uniformly distribute on the circle spaced as 12.